

admin

Subject: Fast Internet for Back to School - Your WoodstockTel eNewsletter September 2014



September 2014

INSIDE THIS ISSUE

Data Breach Alert

Russian Hackers Steal 1.2 Billion Passwords

Back To School Lesson: Busy Households Need Fast Internet Speeds**Go Pinterest-ing!**

Cool Stuff To Pin On Your Pinterest Boards

This Month's FAQ

How Can I Turn Off Facebook's Notification Sounds?

Sites Of The Month

Great Sites To Check Out In September

Two To View

A Couple Of Amazing Videos You Don't Want To Miss

Short Tutorial

How To Add The Pin It Button To Your Browser

Hi Woodstocktel.net Subscribers

September transitions us from summer to fall. As the month progresses, we may experience cooler temperatures, more colorful leaves, and seasonal changes to daily routines. To get you in the spirit, this September issue is sprinkled with fun, fall-related resources.



But first, we share important information on the **Russian data breach** that's been in the news lately, and what you can do on a regular basis to help protect your data. We also provide tips for how to turn off **Facebook notification sounds** and how to add the **Pin It button** to your browser.

Could your home use **back-to-school touches** this fall? Check out the Pinterest section. Want to **turn free leaves into fabulous crafts**? Rake up ideas in Sites of the Month.

The goal of each of our eNewsletters is to keep our subscribers informed regarding their Internet connection and to improve their Internet experience. We think you'll find this information interesting.

To see what's inside this issue, simply scroll down the eNewsletter or click on the links within the index to the left. Thanks for reading!

-

Data Breach Alert - Russian Hackers Steal 1.2 Billion Passwords

Have you heard of the CyberVor hackers in Russia? Hold Security, the Milwaukee firm that discovered the hack this summer, gave them the name CyberVor since "vor" means "thief" in Russian. These thieves stole 1.2 billion usernames and passwords, along with 540 million email addresses across 420,000 sites.

[CLICK HERE FOR ALL THE DETAILS.](#)



[Back to Top](#)

[Back To School Lesson: Busy Households Need Fast Internet Speeds](#)



Does your family do a lot of streaming, gaming, uploading, researching, and connecting? Then your homework assignment is to study this offer:

GET INTERNET OR UP YOUR INTERNET SPEED IN THE MONTH OF SEPTEMBER AND SAVE \$5 PER MONTH FOR SIX MONTHS!

For example, for six months enjoy up to 10 Mbps download speed

FOR ONLY \$64.95/MO*



CALL 507-658-3830 TODAY

and we'll erase the installation fee!

Mention promo code SCHOOLNL when you call.

**Service availability and Internet speeds will depend on location. All prices subject to change. Contact us for details. Offer good through September 30.*

Cornerstone Group © 2014

[Click here](#) for more details.

[Back to Top](#)


Go Pinterest-ing! - Cool Stuff To Pin On Your Pinterest Boards



Build Organization With Backpack Central



Pencil "Cake" Makes A Sharp Decoration



Cake Batter Cookies Feature Funfetti Flair

You haven't started pinning on Pinterest yet and you want to get started? If so, [click here](#).

[Back to Top](#)

This Month's FAQ - How Can I Turn Off Facebook's Notification Sounds?

On Facebook	All notifications, sounds on	View
Email	Only important notifications	Edit
Push notifications	Some notifications	View
Text message	Text notifications are turned off	Edit

Question: I'm getting tired of hearing notification sounds every time I have Facebook activity. How do I turn off the sounds?

Answer: There's a quick-and-easy fix for this problem that will reduce the noise in your life! To turn off Facebook's notification sounds:

1. Go to your Facebook page.
2. Click the upside-down triangle in the upper-right corner of the blue bar, then click the "Settings" link.
3. In the left column, select "Notifications."
4. Where it says "On Facebook," click the "View" link and uncheck "Play a sound."
5. Click the "Save Changes" button.

[Back to Top](#)

Sites Of The Month - Great Sites To Check Out In September



Is Your Fireplace Ready for Fall?

usfa.fema.gov – With temperatures dropping, you may be in the mood to start a fire in your fireplace or woodstove. Before you do, take a quick look at this site. It offers reminders on the importance of inspections and cleaning, using the proper wood, and more.



Recipes for a Better Morning

cookinglight.com – September is Better Breakfast Month and a great time to try some quick and healthy breakfast recipes. Take a look at delicious options including Blueberry Power Muffins, Greek Yogurt Parfaits, and Mini Frittatas with Ham and Cheese.



Understanding Ebola

cdc.gov – The recent West African outbreak of Ebola has captured headlines and understandably raised concerns. This site from the Centers for Disease Control and Prevention is a great resource for learning about transmission, signs and symptoms, risk of exposure, prevention, diagnosis, and treatment.



Rake Up New Craft Ideas

bhq.com – Those gorgeous fall leaves in your yard can be showcased in your home, thanks to this collection of simple craft projects. Use leaves as ornaments. Frame them like artwork. Or turn them into a wreath. The options are "tree-mendous."


[Back to Top](#)

Two To View - A Couple Of Amazing Videos You Don't Want To Miss



Trombonist Serenades Cows

Who knew cows loved trombone music? Watch an entire herd of them come up over the horizon and run toward the trombone-playing farmer.




Baby Tears Up When Mother Sings

When this mother sings a beautiful, yet sad, song to her 10-month-old baby, the baby reacts by crying sweet tears sure to melt your heart.

[Back to Top](#)

Short Tutorial - How To Add The Pin It Button To Your Browser

The Pin It button makes it easy to Pin things to Pinterest that you find on the web — like a recipe from your



favorite food blog or a photo from a travel site. You can get this button from the Pinterest Goodies page at <http://about.pinterest.com/en/goodies#browser>.

Here are the steps to adding the Pin It button to Chrome, Firefox, Internet Explorer, or Safari:

Chrome

1. Go to <http://about.pinterest.com/en/goodies#browser> from Chrome (or get the Pin It button at the Chrome web store at <https://chrome.google.com/webstore/category/apps>).
2. Click "Install Now."
3. After installing, you'll see a Pin It button any time you mouse over an image. Or, click the red P at the top of your browser whenever you find something on the web you want to Pin.

Firefox

1. Go to <https://about.pinterest.com/assets/ext/Pinterest-Firefox.xpi>.
2. Click "Install Now."
3. After installing, click the red P at the top of your browser whenever you find something on the web you want to Pin.

Internet Explorer

1. Go to <http://about.pinterest.com/en/goodies#browser>.
2. Drag the button to Internet Explorer's bookmark bar.
3. After installing, just click Pin It from your bookmarks whenever you find something on the web you want to Pin.

Safari

1. Go to <http://about.pinterest.com/en/goodies#browser> from Safari.
2. Click "Install Now."
3. After installing, you'll see a Pin It button any time you mouse over an image. Or, click the P at the top of your browser whenever you find something on the web you want to Pin.

[Back to Top](#)

We hope you found this newsletter to be informative. It's our way of keeping you posted on the happenings here. If, however, you'd prefer not to receive these bulletins, click [here](#).

Thanks for your business!

Best regards

Terry Nelson
OPERATIONS MANAGER

Woodstock Telephone Co.
337 Aetna St.
Ruthton, MN 56170

507-658-3830

©2014 Cornerstone Publishing Group Inc.

Trademarks: All brand names and product names used in this eNewsletter are trade names, service marks, trademarks or registered trademarks of their respective owners.